

clinell®

www.clinell.com

Kills at least
99.99%
of norovirus in
under 1 minute¹



CLINELL UNIVERSAL RANGE THE MOST TRUSTED WIPE IN THE UK

The most effective universal formula on the market

A mix of biocides with different mechanisms of action prevents bacterial resistance and superbug formation².

Multi-purpose

Acts as a disinfectant and detergent, replacing the need for different types of wipes and surface cleaners.

Dermatologically tested

No sore or dry hands with frequent use.

Proven efficacy against:

MRSA, *Acinetobacter*, VRE, *Klebsiella*, *Pseudomonas*, TB, Norovirus, Hepatitis B & C and many more¹.

CE certified class IIa medical devices

The bucket, tub, 200 wipe pack, 50 wipe clip pack and 50 wipe adhesive back pack conform to the Medical Device Directive as class IIa devices.

No damage to surfaces or equipment

With nearly neutral pH, Clinell Universal Wipes are ideal for use on mattresses and safe to use on many types of rubber, plastic and metal.

Simple, easy and reliable

No dilution errors: the pre-measured dose is consistently the correct concentration.

Cost effective

Saves money by replacing multiple cleaning products.

UNIVERSAL RANGE

Universal's unique, patented formula makes it the most effective wet wipe on the market. The combination of biocides act as a powerful high grade disinfectant to ensure no microbial resistance can develop over time².



Antimicrobial activity

Powerful patented biocidal formulation based on a synergistic mix of quaternary ammonium compounds and a polymeric biguanide – each with a completely different mechanism of action. This ensures the widest spectrum of activity whilst mediating against resistance.

The formulation includes biocidal performance against:

GRAM-POSITIVE BACTERIA

Including: *Staphylococcus aureus* and MRSA, Enterococci and VRE.

GRAM-NEGATIVE BACTERIA

Including: *Pseudomonas*, *E.coli*, *Acinetobacter*, *Klebsiella* and *Salmonella*.

FUNGI

Including: *Aspergillus*, *Candida*.

MYCOBACTERIA

Including: *Mycobacterium terrae* and *Mycobacterium bovis*.

ENVELOPED VIRUSES

Including: Influenza, H1N1 & H5N1, Hepatitis B & C and HIV.

NON-ENVELOPED VIRUSES

Including: Norovirus and Rotavirus.

BACTERIA	TEST
<i>Acinetobacter baumannii</i>	EN13727
<i>Enterococcus faecalis</i>	EN13727
<i>Enterococcus faecium</i> (VRE)	EN13727
<i>Enterococcus hirae</i>	EN13727
	EN14561
<i>Escherichia coli</i>	EN13727
<i>Klebsiella pneumoniae</i>	EN13727
Methicillin Resistant <i>Staphylococcus aureus</i>	EN1276
<i>Pseudomonas aeruginosa</i>	EN13727
	EN14561
<i>Staphylococcus aureus</i>	EN13727
	EN14561
	EN1276
<i>Vibrio cholerae</i>	
MYCOBACTERIA	
<i>Mycobacterium bovis</i>	EN14348
<i>Mycobacterium terrae</i>	EN14348
	EN14563
FUNGI	
<i>Aspergillus brasiliensis</i>	EN13697
	EN14562
<i>Candida albicans</i>	EN13727
	EN14562
VIRUSES	
H1N1 and H5N1	
Hepatitis B	ASTM E1052
Hepatitis C	EN14476
Norovirus	EN14476
HIV	EN14476

Contact times

Contact time is the time needed for a disinfectant to be in contact with a microorganism to kill it.

If a disinfectant claims to kill 99.9% of MRSA in 1 minute, in order for it to kill the bacteria, the surface needs to be visibly wet for at least 1 minute. This allows the disinfectant to be in contact with the microorganism.

It is important when using disinfectant wipes to leave the surface to air dry and never dry the surface manually.

Unrealistic contact times result in impractical products, which may not be effective under realistic conditions. Clinell perform rigorous tests to ensure all contact times and kill claims are achievable in real world conditions.

Adhesive Back Pack

Ensures the NHS' most trusted disinfectant wipes are always conveniently at hand. Simply peel off the backing tape and stick to the side of an ultrasound machine or nearby wall. The powerful adhesive holds the pack in place yet is easily removed without leaving behind any unsightly residue.

Clip pack 50s

Working with the 'Design Bugs Out'³ initiative, we have taken our bestselling Universal Wipes and given them an integrated clip, perfect for keeping wipes conveniently accessible, off the floor, and nearby whenever you need them.

The integrated clip is reinforced and angled for a firm grip and securely fits on to BP machine stands, porters' chairs, bed frames, monitor stands, trolleys and many more.



Wipes for cleaning and disinfecting surfaces and equipment.



Non-invasive medical devices – surface and equipment cleaning

Clinell Universal CE Marked Wipes can be used to clean and disinfect the following surfaces and equipment. These surfaces are rarely cleaned and have been shown to cause infection⁴⁻⁷.

If unsure, contact the Infection Prevention and Control Team. This is not an exhaustive list:

- Ultrasound transducers
- Doppler probes
- Blood pressure machines
- Blood pressure cuffs
- Pulse oximeter probes
- Stethoscopes
- ECG machines
- Radiology equipment
- Monitors
- Incubators

CE 0473


CE certified medical devices - the bucket (and refill), tub (and refill), 500ml spray, 50 packs and 200 wipe pack wipes are all class IIa medical devices.

How to clean surfaces effectively

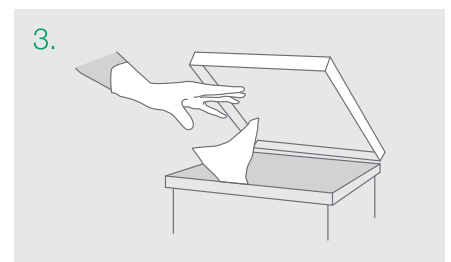
WIPES:



1. Perform a risk assessment, wear recommended PPE. Take one wipe from the pack.

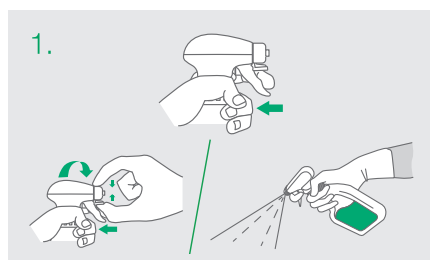


2. Working from clean to dirty, wipe in an 'S' shaped pattern, taking care not to go over the same area twice.




3. Change wipe if it becomes dry or soiled and dispose of in the appropriate waste bin. Let the surface air dry.


SPRAY:



- 1. - Pull trigger slightly to open.
- Whilst pulling the trigger, pinch and turn the nozzle onto the surface.
- Spray evenly onto the surface.



2. Working from clean to dirty, wipe in an 'S' shaped pattern, taking care not to go over the same area twice.



3. Let the surface air dry.

GENERAL SURFACE & EQUIPMENT CLEANING

Proven to kill at least
99.999% of germs
and is effective from 10 seconds.



Clinell Universal Wipes 40 & Universal Spray 60 can be used to disinfect general surfaces and equipment. If unsure please contact the Infection Prevention and Control Team. The following surfaces are examples of use (this is not an exhaustive list):

- Chairs
- Desks
- Door handles
- Mattresses
- Worktops
- Trolleys
- Keyboards & Accessories
- Lanyards[§]
- Lockers
- Tray tables
- Sinks and taps
- Light switches
- Bedside tables
- Walking frames
- Wheelchairs
- Floors
- Shower cubicles
- Televisions
- Phones
- Hand rails

PRODUCT	UNIT OF ISSUE	ORDER CODE	NHSSC
Universal Wipes 40	Pack of 40	CW40	VJT119
Universal Wipes Clip Pack 50*	Pack of 50	CWCP50	VJT253
Universal Wipes Adhesive Back 50*	Pack of 50	CWAB50	VJT518
Universal Wipes Tub 100*	Tub of 100	CWTUB100	VJT223
Universal Wipes Tub Refill 100*	Refill of 100	CWTUB100R	VJT224
Universal Wipes Maceratable 140*	Pack of 140	CUSWM140	VJT128
Universal Wipes 200*	Pack of 200	CW200	VJT118
Universal Wipes Bucket 225*	Bucket of 225	CWBUC225	VJT190
Universal Wipes Bucket Refill 225*	Refill of 225	CWBUC225R	VJT192
Universal Spray 60	60ml single unit	CDS60	-
Universal Spray 500*	500ml single unit	CDS500	-
Universal Wall Mounted Dispenser	for CW200	CWD	-
Universal Wall Mounted Dispenser	for CWTUB100	CWTUB100D	-
Universal Wall Mounted Dispenser	for CWBUC225	CWBUC225D	-

REFERENCES

1. According to EN 14476.
2. Bloomfield SF. Significance of biocide usage and antimicrobial resistance in domiciliary environments. *Journal of Applied Microbiology*. 2002;92(s1).
3. The Design Council. Case study. Design bugs out. [Available from <http://www.designcouncil.org.uk/resources/case-study/design-bugs-out>]
4. Sanders S. The stethoscope and cross-infection. *Br J Gen Pract*. 2003 Dec;53(497):971-2.
5. Cohen SR, McCormack DJ, Youkhana A, Wall R. Bacterial colonization of stethoscopes and the effect of cleaning. *J Hosp Infect*. 2003 Nov;55(3):236-7.
6. Buus-Frank, M.E. Hands that heal-hands that harm. *Advances in Neonatal Care* 2004. Oct;4:5:251-255.
7. Bureau-Chalot F, Drieux L, Pierrat-Solans C, Forte D, de Champs C, Bajolet O. Blood pressure cuffs as potential reservoirs of extended-spectrum β -lactamase VEB-1-producing isolates of *Acinetobacter baumannii*. *Journal of Hospital Infection*. 2004 Sep 30;58(1):91-2.
8. Lobaz S, Diddlee R, Collins J, White D. Pathogenic colonisation of hospital badges and neck lanyards in the anaesthetic/theatre environment. *Anaesthesia*. 2012 Feb 1;67:44.

CE 0473 Class IIa Medical Device

**USE DISINFECTANTS SAFELY.
ALWAYS READ THE LABEL AND PRODUCT
INFORMATION BEFORE USE.**

**ALWAYS FOLLOW MEDICAL EQUIPMENT
MANUFACTURER'S CLEANING PROCEDURES
AND GUIDELINES.**

Clinell's industry leading aftercare and training services include our revolutionary training kit, specialised nurse trainers, educational materials, customised posters and dispenser installation. For more information, contact us on: 020 7993 0030 or info@clinell.com.

JBN18636